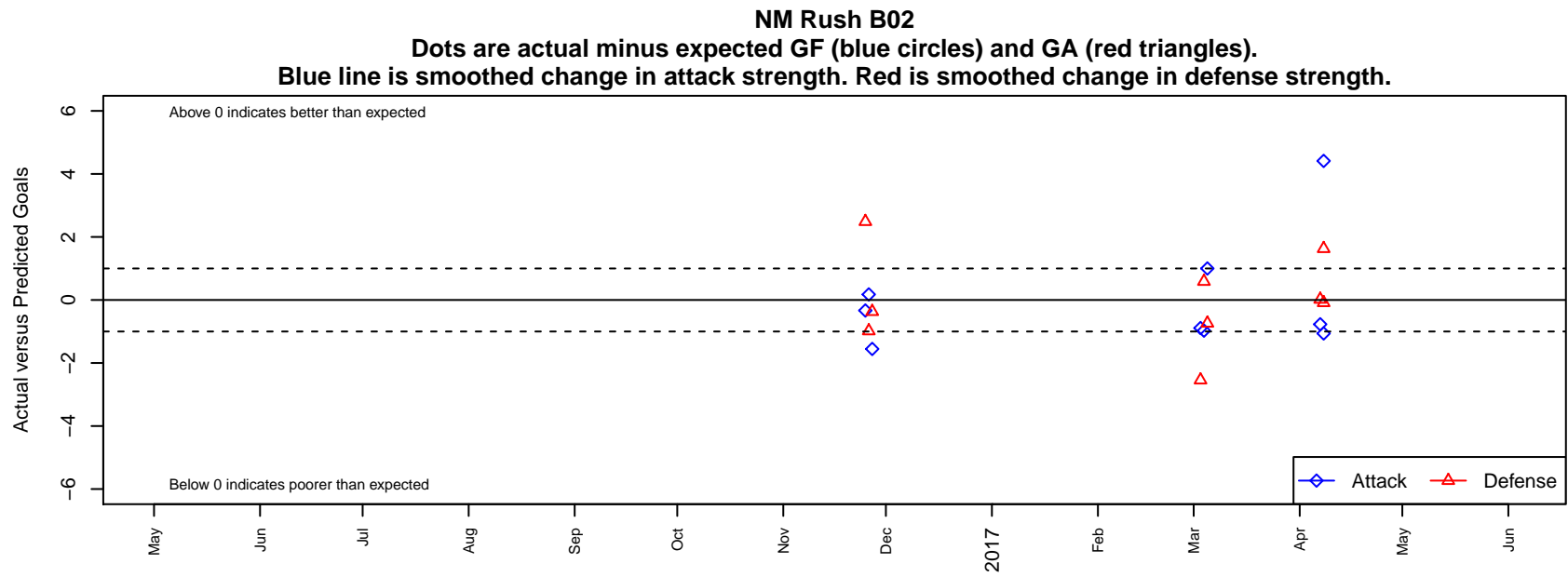


NM Rush B02

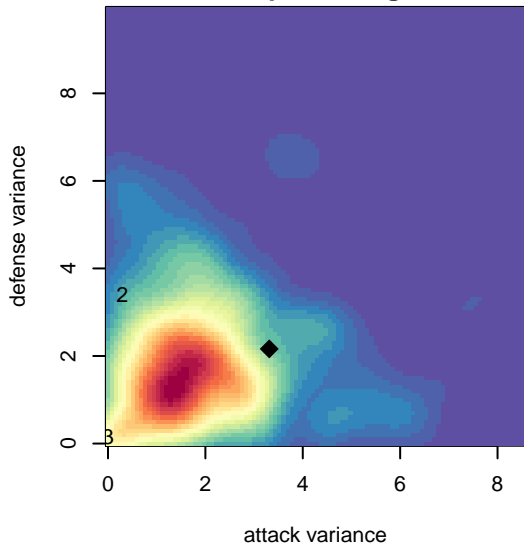
, NM
B02 total strength=1750
attack=44.96 defense=16.15

alt names used:
NM RUSH 02

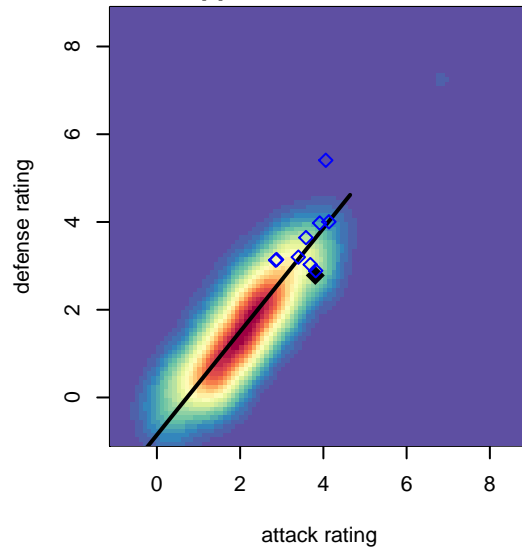
Venues played:
2016 FWRL Desert 2002 U15



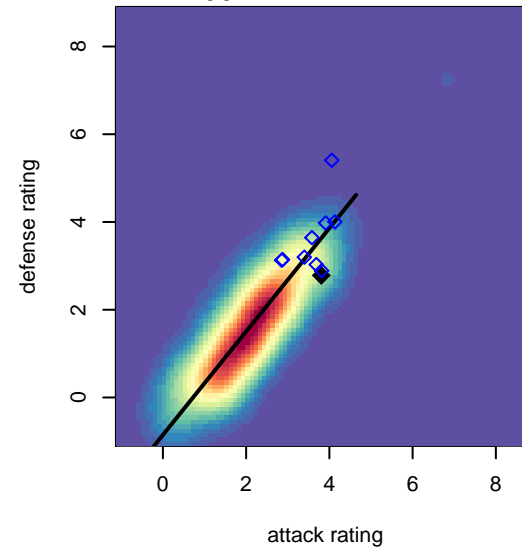
**attack and defense variance (black dot)
relative to other teams
and top 10 in region**



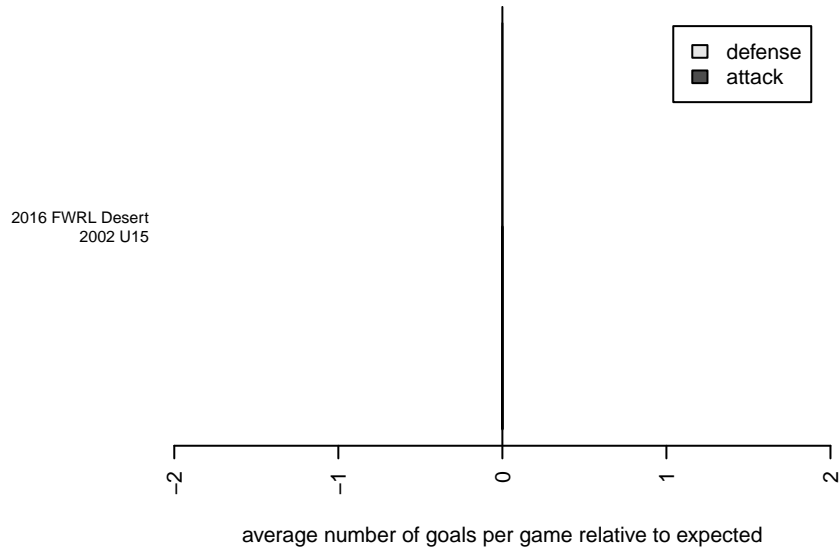
**attack and defense rating
relative to others at age
and all opponents in last 13 months**



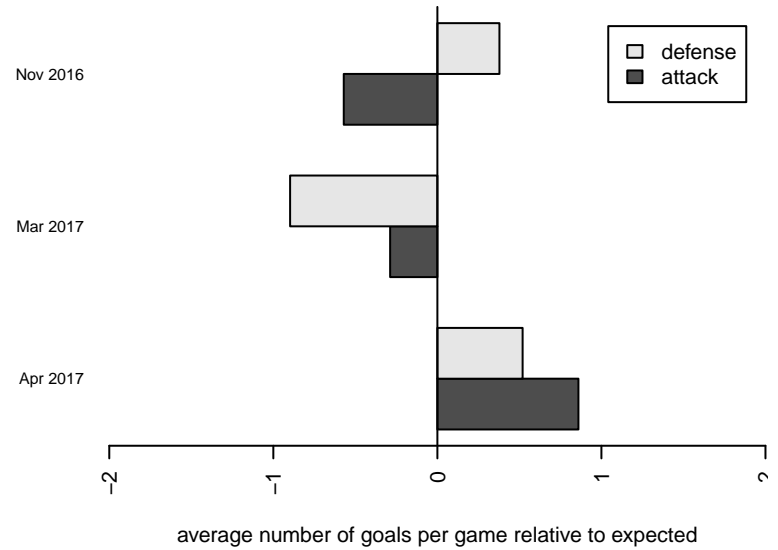
**attack and defense rating
relative to others at age
and all opponents in last 13 months**



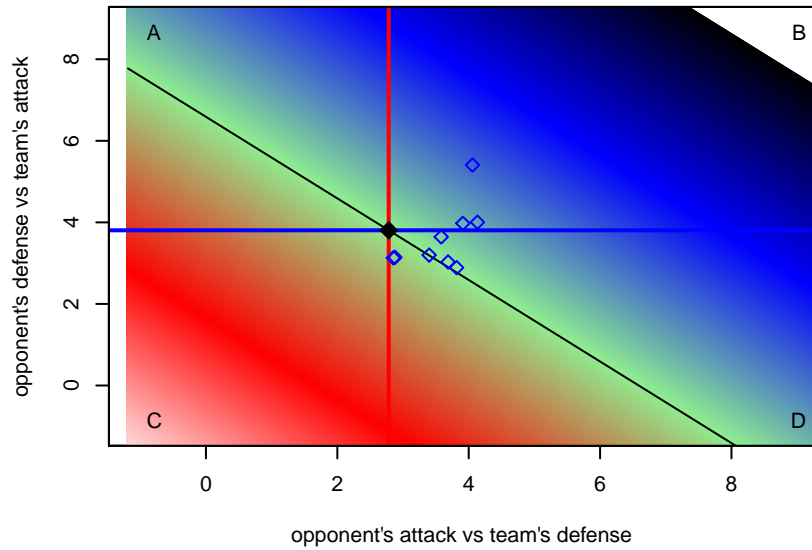
Performance relative to 13 month average



Performance relative to 13 month average



Distribution of opponents
 Red = Lose zone, Blue = Win zone, Green = Even
 Black line separates win/lose zones



lot. A=Neither has attack advantage, B=Opponent has both attack and defense advantage, C=Opponent has both attack and defense disadvantage, D=Both have

date	home		away		venue	pred.home	pred.away
2017-04-08	NM Rush B02	6	Rio Rapids SC B02	1	2016 FWRL Desert 2002 U15	1.59	0.91
2017-04-08	NM Rush B02	0	Las Vegas Sports Academy Red B02	1	2016 FWRL Desert 2002 U15	1.06	2.63
2017-04-07	NM Rush B02	1	Barcelona NV Academy B02	2	2016 FWRL Desert 2002 U15	1.77	2.02
2017-03-05	NM Rush B02	3	Forza FC South B02	3	2016 FWRL Desert 2002 U15	2.00	2.26
2017-03-04	NM Rush B02	1	Scottsdale Blackhawks B02	2	2016 FWRL Desert 2002 U15	1.97	2.59
2017-03-03	SC del Sol B02	6	NM Rush B02	0	2016 FWRL Desert 2002 U15	3.46	0.89
2016-11-27	Sereno Southeast Chelsea White B02	2	NM Rush B02	0	2016 FWRL Desert 2002 U15	1.63	1.55
2016-11-26	La Roca Futbol Club Premier TJ B02	4	NM Rush B02	1	2016 FWRL Desert 2002 U15	3.02	0.82
2016-11-25	Tuzos Leon B02	1	NM Rush B02	0	2016 FWRL Desert 2002 U15	3.49	0.33